

Safety Information

Federal Communications Commission (FCC) Statement

This device complies with Part 15 of the FCC Rules. Operation is subject to the following two conditions: [1] this device may not cause harmful interference, and [2] this device must accept any interference received, including interference that may cause undesired operation.

This equipment has been tested and found to comply with the limits for a Class B digital device, pursuant to part 15 of the FCC Rules. These limits are designed to provide reasonable protection against harmful interference in a residential installation. This equipment generates, uses, and can radiate radio frequency energy and, if not installed and used in accordance with the instruction manual, may cause harmful interference to radio communications. However, there is no guarantee that interference will not occur in a particular installation. If this equipment does cause harmful interference to radio or television reception, which can be determined by turning the equipment off and on, the user is encouraged to try to correct the interference by one or more of the following measures:

- Reorient or relocate the receiving antenna.
- Increase the separation between the equipment and receiver.
- Connect the equipment into an outlet on a circuit different from that to which the receiver is connected.
- Consult the dealer or an experienced radio/TV technician for help.

Any changes or modifications not expressly approved by the party responsible for compliance could void the authority to operate equipment.

This device and its antenna must not be co-located or operating in conjunction with any other antenna or transmitter.

For product available in the USA/Canada market, only channel 1-11 can be operated. Selection of other channels is not possible.



安全警告

请避免于下列场所使用/存放 IPEVO 产品：

- 近热源处
- 近蒸气或油烟处
- 高湿度场域
- 沙尘集结堆积处

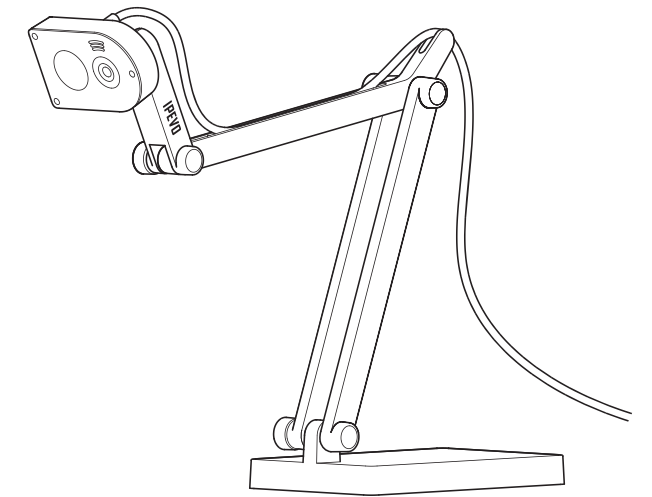
IPEVO
www.ipevo.com.cn

售后服务和支持

保固信息请见官网说明: <http://www.ipevo.com.cn>
客服信箱: cs@ipevo.com

Copyright© 2022 IPEVO Corp. 保留所有权利

IPEVO



V4K PRO 专业视频教学/协作摄影机 产品说明书

产品信息

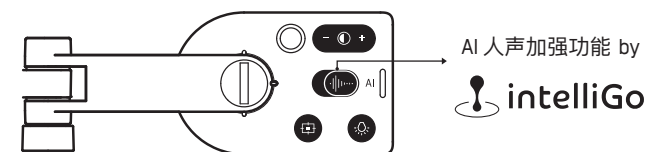
- 产品名称：V4K PRO 专业视讯教学/协作摄影机
- 型号：CDVU-101P
- 尺寸：27.7 x 7.8 x 4.8 厘米（折叠）
- 重量：581 克（不含包装）
- 主要材质：ABS 树脂、SGCC 热浸镀锌薄钢板
- 包装内容：V4K PRO、产品说明书

产品功能

V4K PRO 是市面唯一具备 AI 人声加强功能的超高分辨率视频教学/协作摄影机，配备多关节支架，可灵活变换镜头位置和方向。其创新的 AI 人声加强技术，减少沟通过程中的恼人环境音，精确辨识保留清晰语音，兼顾人声自然度与降噪效果。

AI 人声加强技术

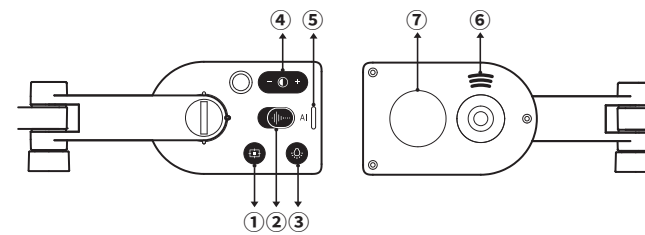
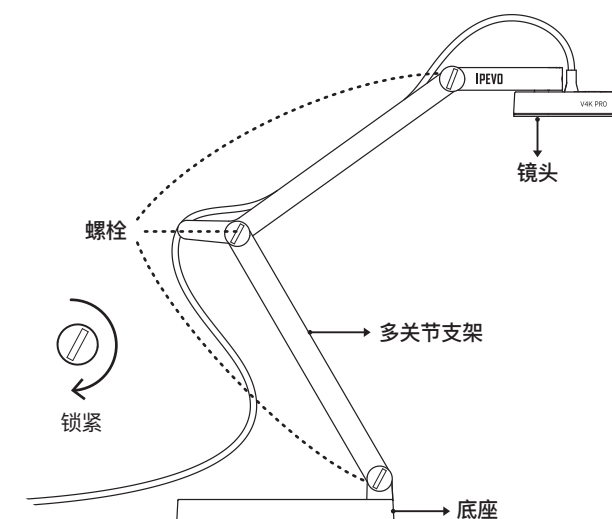
V4K PRO 搭载 IntelliGo 芯片，该芯片采用 AIVC™ 降噪技术，能精确辨识保留清晰语音、提取人声、忽略环境杂音，有效抑制瞬间产生的动态噪音。



使用指南

V4K PRO 由 800 万像素镜头、多关节支架与稳固底座组成。

- 镜头：800 万像素镜头，灵活旋转不受限。
- 多关节支架：
 - 轻松快速改变高度与角度。
 - 可用硬币顺时针调整关节松紧。
- 高稳定性底座。



① 对焦按钮：对焦即时影像或改变对焦模式。

- 单按一次为对焦。
- 长按按钮，直到 LED 指示灯闪烁，变更为单次对焦模式。缺省为连续自动对焦模式。
- 再按一次则改回连续自动对焦模式。

② AI 人声加强功能开/关

- 开关向右滑至 AI 标记一侧，便打开人声加强功能。

③ LED 灯开/关

④ 曝光补偿调整：通过曝光补偿按钮可手动增加或减少影像的曝光，只要利用 + / - 的按钮即可增减影像的明亮度。

⑤ LED 指示灯：相机使用中显示白色灯光。

⑥ 麦克风：

- V4K PRO 使用中打开，可作为视频会议或录像时音频来源。
- 最佳收音距离推荐：30 至 70 公分。

⑦ LED 灯

搭配软件使用 V4K PRO

V4K PRO 兼容于支持 UVC 相机的各种软件 and 应用程序，搭配 IPEVO Visualizer 影像软件使用，可将 V4K PRO 应用至更多功能。通过 Visualizer 的录像、屏幕快照、子母画面等多项实用功能，无论在教学、展示或演示文稿时都能如鱼得水。

V4K PRO 与 Google Meet、GoToMeeting、Skype、Webex 或 Zoom 等第三方软件一起使用时，建议下载 IPEVO CamControl 以调整影像旋转、曝光、对焦等基本相机设置。



IPEVO Visualizer
请至 IPEVO 官网下载。



IPEVO CamControl
请至 IPEVO 官网下载。